



Rural Community-Driven Development Project (P090712)

AFRICA | Guinea-Bissau | Social Protection & Labor Global Practice |
IBRD/IDA | Specific Investment Loan | FY 2010 | Seq No: 14 | ARCHIVED on 19-Dec-2016 | ISR26210 |

Implementing Agencies: Project Coordination Unit, PCU/RURAL COMMUNITY-DRIVEN DEVELOPMENT PROJECT

Key Dates

Key Project Dates

Bank Approval Date:24-Sep-2009

Effectiveness Date:07-Jul-2010

Planned Mid Term Review Date:14-Jan-2013

Actual Mid-Term Review Date:14-Jan-2013

Original Closing Date:31-Dec-2014

Revised Closing Date:20-Sep-2019

Project Development Objectives

Rural Community-Driven Development Project (P090712)

Project Development Objective (from Project Appraisal Document)

The Project Development Objective is to increase access to priority basic social and economic infrastructures and services in participating communities in at least two regions of Guinea-Bissau.

Has the Project Development Objective been changed since Board Approval of the Project Objective?

No

Components

Name

Component 5: Prevention of the Ebola epidemic:(Cost \$0.50 M)

Component 1: Capacity-Building for Community Development:(Cost \$0.45 M)

Component 2: Community-Based Micro-Projects:(Cost \$21.55 M)

Component 3: Project Coordination and Monitoring & Evaluation:(Cost \$5.50 M)

Component 4: Delivery of education and health services (new component):(Cost \$9.00 M)

Component 6: Pilot cash transfer program:(Cost \$1.50 M)

Overall Ratings

Name	Previous Rating	Current Rating
Progress towards achievement of PDO	● Satisfactory	● Satisfactory



Overall Implementation Progress (IP)	● Moderately Satisfactory	● Moderately Satisfactory
Overall Risk Rating	● Substantial	● Substantial

Implementation Status and Key Decisions

Since the last ISR, a 2nd Additional Financing (AF) in the amount of US\$13.5 million (US\$10 million from IDA and \$3.5 million from ACGF Trust Fund) was approved and became effective on July 11, 2016. This second AF introduces a pilot cash transfer program. The results framework included in this ISR has been revised to account for the 2nd AF.

Since the last ISR, several important works have been completed -- and presented during workshops in Bissau -- which aim to further improve the Project:

1. a study to better integrate the Project with local government structures;
2. an analysis of the economic rate of return (ERR) of selected types of micro projects. This analysis concludes that:
 1. water points have a very high ERR (54%),
 2. feeder roads have a much lower ERR (-7%) due to the costs of maintenance;
 3. schools have a low ERR (-7%) due to broader issues with complementary inputs for education (teachers, books...)
3. a social and technical audit of the Project which recommended to define national standard for school construction;
4. a technical audit of rural feeder roads in collaboration with the Infrastructure GP which concluded that they are overdesigned.

As a result of these studies, the Bank team recommended to: (i) forcefully implement water points, (ii) downsize the technical design of feeder roads; and (iii) progressively reduce the construction of new schools.

The Project is now working with the ministries of infrastructure and education to define national standards for rural roads and schools, respectively.



Risks

Systematic Operations Risk-rating Tool

Risk Category	Rating at Approval	Previous Rating	Current Rating
Political and Governance	--	● Substantial	● Substantial
Macroeconomic	--	● Substantial	● Substantial
Sector Strategies and Policies	--	● Moderate	● Moderate
Technical Design of Project or Program	--	● Moderate	● Moderate
Institutional Capacity for Implementation and Sustainability	--	● Substantial	● Substantial
Fiduciary	--	● Moderate	● Moderate
Environment and Social	--	● Low	● Low
Stakeholders	--	● Low	● Low
Other	--	--	--
Overall	--	● Substantial	● Substantial

Results

Project Development Objective Indicators

► Direct project beneficiaries (Number, Core)

	Baseline	Actual (Previous)	Actual (Current)	End Target
Value	0.00	85,147.00	88,113.00	137,000.00
Date	04-Aug-2009	31-Dec-2015	30-Sep-2016	20-Sep-2019

▲ Female beneficiaries (Percentage, Core Supplement)



	Baseline	Actual (Previous)	Actual (Current)	End Target
Value	0.00	49.00	48.50	50.00

► Number of people in rural areas provided with access to Improved Water Sources under the project (Number, Core)

	Baseline	Actual (Previous)	Actual (Current)	End Target
Value	1.00	--	58,447.00	100,000.00
Date	04-Aug-2009	--	30-Sep-2016	20-Sep-2019

Comments

The baseline value is 0, but makes little sense and should not be used.

► Students enrolled in classrooms built/rehabilitated by the Project (Number, Custom)

	Baseline	Actual (Previous)	Actual (Current)	End Target
Value	0.00	11,029.00	11,029.00	20,000.00
Date	04-Aug-2009	31-Dec-2015	30-Sep-2016	20-Sep-2019

► People with access to an all-season road build/rehabilitated by the Project (Number, Custom)

	Baseline	Actual (Previous)	Actual (Current)	End Target
Value	0.00	11,250.00	11,250.00	73,000.00
Date	04-Aug-2009	31-Dec-2015	30-Sep-2016	20-Sep-2019

► Beneficiaries from hydro-agricultural systems improved by the Project (Number, Custom)

	Baseline	Actual (Previous)	Actual (Current)	End Target
Value	0.00	3,786.00	3,786.00	3,800.00



Date	04-Aug-2009	31-Dec-2015	30-Sep-2016	20-Sep-2019
------	-------------	-------------	-------------	-------------

► No interruption of the 2013/14 or 2014/15 school year due to the non payment of current salaries from Project effectiveness until the end of the 2014/15 school year with gradations (Number, Custom)

	Baseline	Actual (Previous)	Actual (Current)	End Target
Value	0.00	0.00	0.00	0.00
Date	07-May-2014	31-Dec-2015	31-Dec-2015	20-Sep-2019

Overall Comments

Intermediate Results Indicators

► 1.1 Community-Development Plans completed (Number, Custom)

	Baseline	Actual (Previous)	Actual (Current)	End Target
Value	0.00	140.00	140.00	180.00
Date	04-Aug-2009	31-Dec-2015	30-Sep-2016	20-Sep-2019

► 1.2 Tabancas with a Community-Development Plans completed (Number, Custom)

	Baseline	Actual (Previous)	Actual (Current)	End Target
Value	0.00	708.00	708.00	850.00
Date	04-Aug-2009	31-Dec-2015	30-Sep-2016	20-Sep-2019

Comments

In Guinea-Bissau, communities are called Tabancas. Tabancas may be small. In practice, for the project implementation, several Tabancas group together to define their development plans and select a micro-project.



► 1.3 Population with a Community-Development Plans completed (Number, Custom)

	Baseline	Actual (Previous)	Actual (Current)	End Target
Value	0.00	167,244.00	167,244.00	200,000.00
Date	04-Aug-2009	31-Dec-2015	30-Sep-2016	20-Sep-2019

► 2.1 Community-based sub-projects initiated (Number, Custom)

	Baseline	Actual (Previous)	Actual (Current)	End Target
Value	0.00	252.00	252.00	355.00
Date	04-Aug-2009	31-Dec-2015	30-Sep-2016	20-Sep-2019

Comments

The indicator reported in June 2016 was incorrectly reported at 292 when it should have 252.

► 2.2 Community-based sub-projects completed (Number, Custom)

	Baseline	Actual (Previous)	Actual (Current)	End Target
Value	0.00	225.00	247.00	355.00
Date	04-Aug-2009	31-Dec-2015	30-Sep-2016	20-Sep-2019



► 2.3 Community-based sub-projects functional and properly maintained two years after completion (Percentage, Custom)

	Baseline	Actual (Previous)	Actual (Current)	End Target
Value	0.10	87.00	88.40	75.00
Date	04-Aug-2009	31-Dec-2015	30-Sep-2016	20-Sep-2019

Comments

The baseline value is not applicable.

► Improved community water points constructed or rehabilitated under the project (Number, Core)

	Baseline	Actual (Previous)	Actual (Current)	End Target
Value	0.00	165.00	187.00	270.00
Date	04-Aug-2009	31-Dec-2015	30-Sep-2016	20-Sep-2019

► Roads constructed, Rural (Kilometers, Core)

	Baseline	Actual (Previous)	Actual (Current)	End Target
Value	0.00	0.00	0.00	0.00
Date	04-Aug-2009	31-Dec-2015	30-Sep-2016	20-Sep-2019

► Roads rehabilitated, Rural (Kilometers, Core)

	Baseline	Actual (Previous)	Actual (Current)	End Target
Value	0.00	34.50	34.50	230.00
Date	04-Aug-2009	31-Dec-2015	30-Sep-2016	20-Sep-2019



► Number of additional classrooms built or rehabilitated at the primary level resulting from project interventions. (Number, Core)

	Baseline	Actual (Previous)	Actual (Current)	End Target
Value	0.00	150.00	150.00	275.00
Date	04-Aug-2009	31-Dec-2015	30-Sep-2016	20-Sep-2019

► 2.8. Land benefiting from hydro-agricultural systems improved by the Project (Hectare(Ha), Custom)

	Baseline	Actual (Previous)	Actual (Current)	End Target
Value	0.00	635.00	635.00	659.00
Date	04-Aug-2009	31-Dec-2015	30-Sep-2016	20-Sep-2019

► 3.1 Operating ratio (Percentage, Custom)

	Baseline	Actual (Previous)	Actual (Current)	End Target
Value	0.10	13.00	18.00	20.00
Date	04-Aug-2009	31-Dec-2015	30-Sep-2016	20-Sep-2019

Comments

The baseline in terms of percentage does not make sense.

► 3.2 Technical audit of community-based sub-projects completed (Number, Custom)

	Baseline	Actual (Previous)	Actual (Current)	End Target
Value	0.00	1.00	2.00	3.00
Date	04-Aug-2009	31-Dec-2015	30-Sep-2016	20-Sep-2019

Comments

A first social and technical audit was conducted in February 2014. A second social and technical audit was conducted in September 2016.



▶ Percentage of teachers on the Folha Única whose salary has been paid by the Project (Percentage, Custom)

	Baseline	Actual (Previous)	Actual (Current)	End Target
Value	0.00	100.00	100.00	90.00
Date	12-Feb-2014	31-Dec-2015	30-Sep-2015	20-Sep-2019

Comments

The payment of teachers was completed by June 2015.

▶ Percentage of health workers on the Folha Única whose salary has been paid by the Project (Percentage, Custom)

	Baseline	Actual (Previous)	Actual (Current)	End Target
Value	0.00	100.00	100.00	90.00
Date	12-Feb-2014	31-Dec-2015	31-Dec-2015	20-Sep-2019

Comments

The payment of health workers was completed by June 2015.

▶ 5.1 Number of community health agents who receive training on Ebola prevention (Number, Custom)

	Baseline	Actual (Previous)	Actual (Current)	End Target
Value	0.00	63.00	346.00	1,000.00
Date	31-Aug-2014	31-Dec-2015	31-Dec-2015	20-Sep-2019

Comments

The financing agreement on Ebola's emergency fund for Guinea-Bissau to the World Bank ended on September 30, 2015.



► Beneficiaries of Safety Nets programs (number) (Number, Core)

	Baseline	Actual (Previous)	Actual (Current)	End Target
Value	0.00	0.00	0.00	2,000.00
Date	11-Jul-2016	31-Dec-2015	30-Sep-2016	20-Sep-2019

▲ Beneficiaries of Safety Nets programs - Female (number) (Number, Core Breakdown)

	Baseline	Actual (Previous)	Actual (Current)	End Target
Value	0.00	0.00	0.00	1,000.00
Date	11-Jul-2016	31-Dec-2015	30-Sep-2016	20-Sep-2019




▲ Beneficiaries of Safety Nets programs - Unconditional cash transfers (number) (Number, Core Breakdown)

	Baseline	Actual (Previous)	Actual (Current)	End Target
Value	0.00	0.00	0.00	2,000.00
Date	11-Jul-2016	31-Dec-2015	30-Sep-2016	20-Sep-2019

Overall Comments

Data on Financial Performance

Disbursements (by loan)

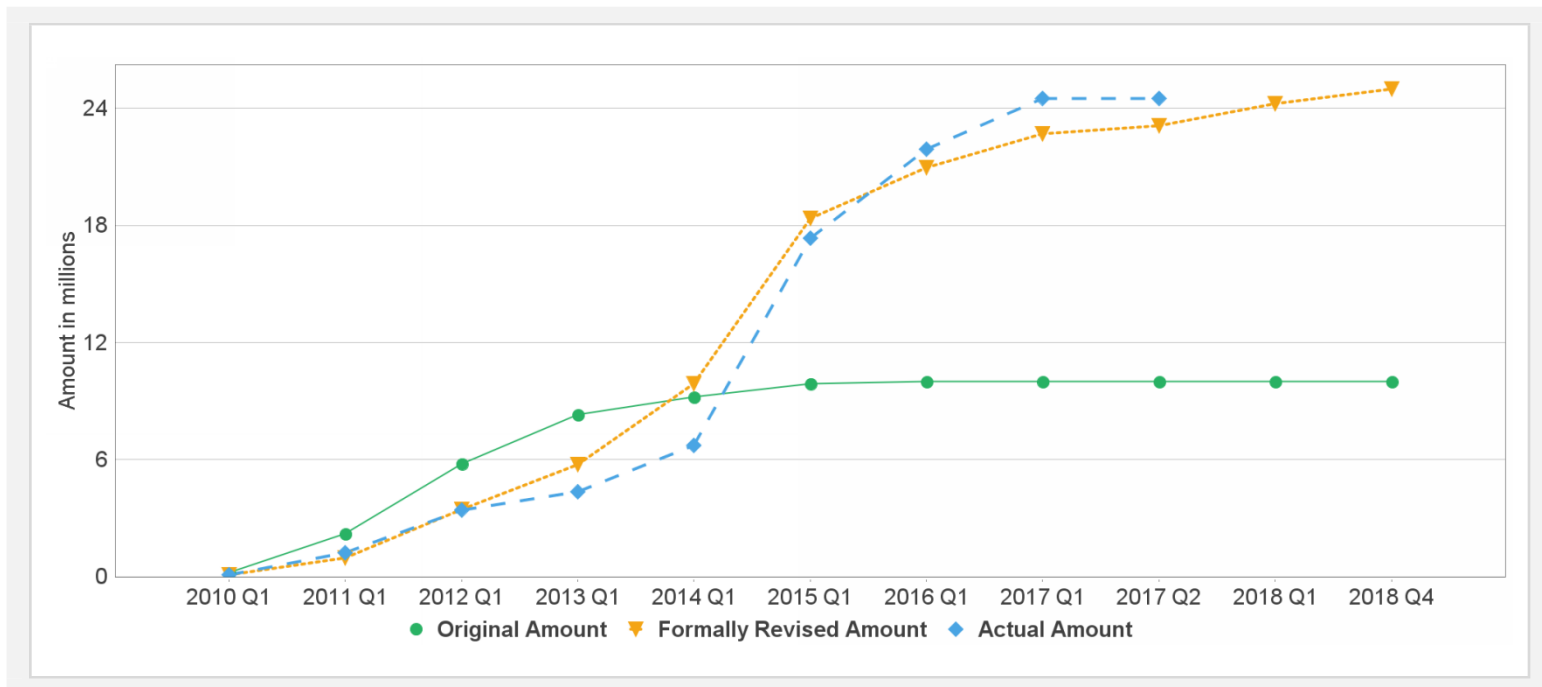
Project	Loan/Credit/TF	Status	Currency	Original	Revised	Cancelled	Disbursed	Undisbursed	Disbursed
P090712	IDA-D1160	Effective	USD	10.00	10.00	0.00	0.00	10.13	0%
P090712	IDA-H5130	Effective	USD	5.00	5.00	0.00	5.06	0.00	 101%
P090712	IDA-H9080	Effective	USD	15.00	15.00	0.00	14.46	0.19	 96%
P117861	TF-94746	Closed	USD	5.00	5.00	0.00	5.00	0.00	 100%



Key Dates (by loan)

Project	Loan/Credit/TF	Status	Approval Date	Signing Date	Effectiveness Date	Orig. Closing Date	Rev. Closing Date
P090712	IDA-D1160	Effective	10-May-2016	11-May-2016	11-Jul-2016	20-Sep-2019	20-Sep-2019
P090712	IDA-H5130	Effective	24-Sep-2009	08-Oct-2009	07-Jul-2010	31-Dec-2014	31-Dec-2017
P090712	IDA-H9080	Effective	07-Feb-2014	03-Apr-2014	07-May-2014	31-Dec-2017	31-Dec-2017
P117861	TF-94746	Closed	20-Jul-2009	04-Aug-2009	04-Aug-2009	31-Aug-2013	30-Jun-2015

Cumulative Disbursements



Restructuring History

Level 1 Approved on 05-Apr-2011 ,Level 2 Approved on 06-Nov-2014

Related Project(s)

P117861-Participatory Rural Development Project ,P146746-Rural Community-Driven Development Project Add Fin ,P151443-Second Add. Fin. to Rural Community-Driven Development Project